


Smiles 4


Smiles has been specially designed to help young learners develop a positive attitude towards learning. Its original content and fun approach will put a smile on the faces of teachers and students alike!



Student Book




Student Multi-ROM
(Audio CD/DVD)



Workbook




Vocabulary and
Grammar Practice



Teacher's Edition
(Interleaved)



Picture & Word
Flashcards



Teacher's Multimedia
Resource Pack:

- Class CDs
- DVD
- Resource Pack CD-ROM



Posters/
Cross-Curricular Posters



Express Publishing



Smiles 4

Jenny Dooley

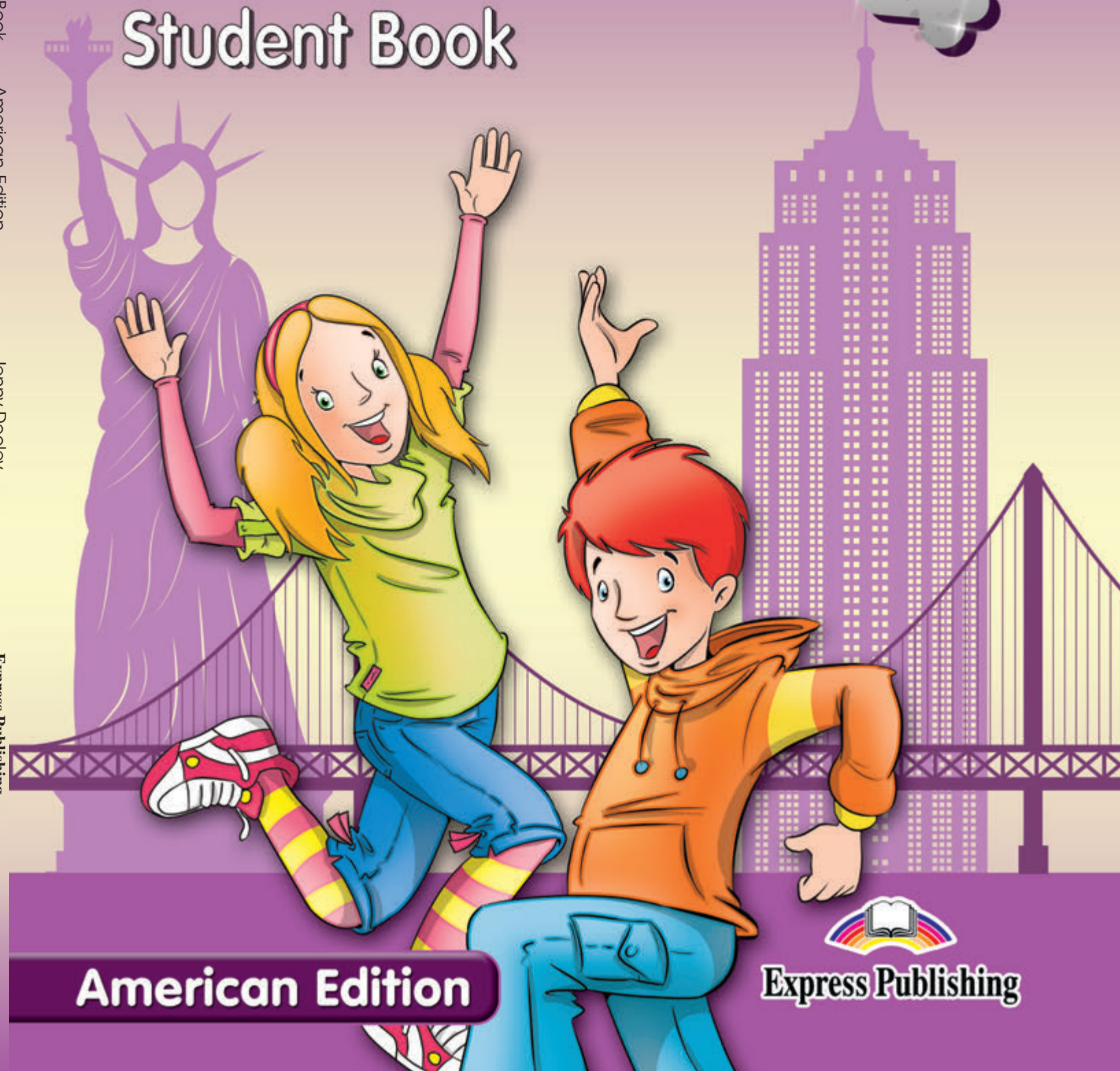
Student Book

SMILES 4 Student Book

American Edition

Jenny Dooley

Express Publishing



American Edition



Express Publishing

Published by Express Publishing

**Liberty House, Greenham Business Park, Newbury,
Berkshire RG19 6HW, United Kingdom
Tel.: (0044) 1635 817 363
Fax: (0044) 1635 817 463
email: inquiries@expresspublishing.co.uk
www.expresspublishing.co.uk**

© Jenny Dooley, 2017

Color Illustrations: © Express Publishing, 2017

Illustrated by Jim Biggins, Alan Shephard, Mike Koubou © Express Publishing, 2017

Original music composed by Ted and Taz © Express Publishing, 2017

First published 2017

Made in EU

All rights reserved. No part of this publication may be reproduced, stored in a retrieval system, or transmitted in any form or by any means, electronic, photocopying or otherwise, without the prior written permission of the publishers.

This book is not meant to be changed in any way.

ISBN 978-1-4715-6735-3

Acknowledgements

We would like to thank all the staff at Express Publishing who have contributed their skills to producing this book. Thanks for their support and patience are due in particular to: Meryl Philips (Editor in Chief), Julie Rich (senior editor); Alex Barton (senior production controller) and the Express Publishing design team; and Demi Mels, Kevin Harris, Daniel Parker, Erica Thompson, and Timothy Forster. We would also like to thank those institutions and teachers who piloted the manuscript, and whose comments and feedback were invaluable in the production of the book.

The authors and publishers wish to thank the following who have kindly given permission for the use of photographic material:

corbis/smartmagna.com for the painting of Peach Tree in Blossom on p. 23; age/smartmagna.com for the painting of Walk: Falling Leaves on p. 23; age fotostock/IML for the picture of the Mexican police officer on p. 44; NESCOM/IML for the picture of the Russian astronaut on p. 44.

Every effort has been made to trace all the copyright holders. If any have been inadvertently overlooked, the publishers will be pleased to make the necessary arrangements at the first opportunity.

Smiles 4

American Edition

Student Book

Jenny Dooley

	Vocabulary	Structures	Sounds Spot	Project
Let's Start! pp. 2-5	<ul style="list-style-type: none"> greetings and introductions personal items school items and subjects food actions rooms and things in a house animals parts of the body 	<ul style="list-style-type: none"> Can you sing and dance? Can I have a doll, please? It's a ruler. I love pizza. 		
1 A big family pp. 6-13	<ul style="list-style-type: none"> family members appearance 	<ul style="list-style-type: none"> I'm Mike and this is my cousin. She has short straight hair. 	/er/ chair pear hair	My favorite uncle
2 It's snowing! pp. 14-21	<ul style="list-style-type: none"> weather clothes 	<ul style="list-style-type: none"> It's cold. She's reading. Let's make a snowman! I'm wearing my raincoat. 	/er/ rain Spain train	I'm wearing ...
Smiles Magazine pp. 22-27	Our World: Book characters Our School: Trees for All Seasons! (<i>Art</i>) My Green Passport: Green Sports, Green Day Storytime!: The Princess and the Pea			
3 Where is ...? pp. 28-35	<ul style="list-style-type: none"> stores/buildings jobs 	<ul style="list-style-type: none"> Excuse me! Where's the supermarket? It's next to the butcher shop. What do I want to be? A vet! 	/au/ house mouse blouse	A mailman
4 A green day pp. 36-43	<ul style="list-style-type: none"> daily activities/hobbies time sports 	<ul style="list-style-type: none"> I like reading comics. I sometimes drink milk for breakfast. It's half past three. 	/aɪ/ tie lie pie	My day
Smiles Magazine pp. 44-49	Our World: People at work from around the world Our School: OnLine (<i>Computer Science</i>) My Green Passport: Park Rules, Animals in Danger Storytime!: Too-too-moo and the Giant			
5 A fruit salad pp. 50-57	<ul style="list-style-type: none"> food and drinks containers 	<ul style="list-style-type: none"> Can I have some grapes, please? We don't have any flour. Is there much butter? I'd like a bar of chocolate. 	/ɪ/ hear ear deer	My favorite sandwich
6 Summer vacation pp. 58-65	<ul style="list-style-type: none"> things to take on vacation natural features 	<ul style="list-style-type: none"> Are you going to go swimming next weekend? What's your favorite sport? 	/oʊ/ loaf goat toast	My summer vacation
Smiles Magazine pp. 66-71	Our World: School break Our School: Happy Chat (<i>Social Studies</i>) My Green Passport: Green Game Storytime!: The Best Fruit			
The English-speaking World	pp. 72-73			
Happy Halloween!	pp. 74-75			
Merry Christmas, Everyone!	pp. 76-77			
Happy Easter!	pp. 78-79			
Earth Day	p. 80			



Express Publishing



Let's Start!

Lesson 1

1 Answer Lilly's questions.

Hello, I'm Lilly.
What's your name?



What's your best
friend's name?



How old are you?

Can you sing
and dance?

Do you have a
brother or a sister?

2 Talk with your friend.

1



2



3



4



5



6



A: Can I have a doll, please?

B: Here you are.

3 Let's Play












It's a ruler.
It's Tom's.



Lesson 2

4 Listen, point, and repeat.

				
art	English	geography	history	computer science
				
math	music	PE	science	

5 What's their favorite subject? Read and say.



Let's Start!

Lesson 3

6 Read and complete the table with the names.

I don't like hot dogs or chicken. I like burgers and I love pizza!



Paul

I don't like chicken. I love hot dogs and burgers. I like pizza.



Kelly

I love pizza. I like hot dogs and chicken. I don't like burgers.



Alex

I don't like pizza. I like chicken and hot dogs. I love burgers.



Mary

1 Paul				
2 _____				
3 _____				
4 _____				

= love

= don't like

= like

7 What foods does your friend love, like, not like? Find out and tell the class.

Jack loves ice cream. He likes sausages, but he doesn't like rice.


8 Thinking Cap: In three minutes, write in your notebook ...

- 1 the names of three colors that start with "b".
- 2 six things you usually take with you to school.
- 3 three numbers that start with "e".
- 4 four family members.
- 5 four things you can see in a living room.
- 6 four farm animals.
- 7 two animals that have two legs.
- 8 four food items that start with "c".



Lesson 4

9 Look, read, and complete.



- 1 Julie can draw.
- 2 _____ can play soccer.
- 3 _____ can climb.
- 4 _____ can ride a bike.
- 5 _____ can swim.
- 6 _____ can play the guitar.

10 Let's Play

1	A	B	C	D	E
2					
3					
4					
5					

A: 4C!

A: How do you spell it?


B: Eyes!

B: E - Y - E - S!


1 A big family

Lesson 1

1 Listen, point, and repeat.



2 Look, read, and complete.

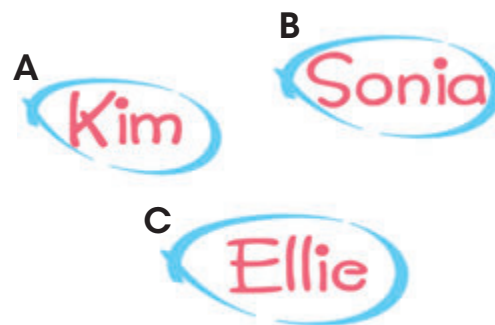



Hello, I'm Lisa. This is my family! Andrew is my

1) **grandpa** and Louise is my 2) **g** _____ .
 My 3) **m** _____ 's name is Anna and my
 4) **d** _____ 's name is James. Harry is my
 5) **b** _____ . Paul is my 6) **u** _____
 and Kate is my 7) **a** _____ . Larry and Sue
 are my 8) **c** _____ .

6

3 Listen and match.





Lesson 2

Study spot

I'm Mike and this **is my** cousin.
His name **is** Peter.




4 Read and complete. Use: **is, isn't, are, or aren't.**

- Peter **is** my brother.
- Pam _____ my aunt.
- Sue and James _____ my cousins.
- Bill _____ her dad. He's her uncle.
- They _____ his cousins.
They are his brothers.

5 Read and underline. Then match.

- They're brothers. This is **my/their** mom.
- She's my cousin. **Her/His** name is Fiona.
- We're sisters. **Your/Our** brother is very tall.
- He's big and fat. **His/My** name is Barrel.



6 Look, read, and circle.





This is Brenda and 1) **she** / **her** family.
 2) **They** / **Their** are in 3) **they** / **their** house.
 That's Brenda's dad. 4) **He** / **His** name is John.
 5) **She** / **Her** mom's name is Lucy.
 That's Brenda's brother, Jim. 6) **She** / **He** is six years old.
 7) **They** / **Their** are a happy family.



Lessons 3 and 4

7 Listen and read.





8 Read the story and circle.

- 1 Beth is Lilly's aunt / cousin.
- 2 Ted is Lilly's **cousin** / uncle.
- 3 Sally is Lilly's **cousin** / aunt.
- 4 Mick is Lilly's **cousin** / uncle.

9 **Thinking** : In which picture is Nanny Rose meeting ...

- 1 Liam and Lilly's cousins? 4
- 2 their aunts, Dora and Sally?
- 3 their uncle?
- 4 the dog?

10 **Act out the story**

11 **Talking point** Listen and read. Make up a new dialogue with your friend.

Mark: Hi, **Alice**. Look! This is my family.

Alice: Who are they?

Mark: They are my **mom, dad, brother, and sister**.

Alice: And who's this?

Mark: This is my **uncle, George**.

Alice: **He's** very **tall**!

Mark: Yes, **he is**. And this is my **cousin, Sue**.

Alice: **She's** very **slim**!



Sounds Spot!

12 Listen and repeat.

air - ear



ch**air**



pe**ar**



h**air**

13 Complete. Then listen and repeat.

Look at Claire! She's on the ch___ with a p___ in her h___!






Lesson 5

14 Listen, point, and repeat.
Then match.

- 1 c long hair
- 2 glasses
- 3 blond hair
- 4 straight hair
- 5 curly hair
- 6 freckles
- 7 short hair



15 Look, read, and say **yes** or **no**.



- 1 She has short straight hair.
- 2 She has blue eyes.



- 1 He has long curly hair.
- 2 He has glasses.



- 1 She has short blond hair.
- 2 She has freckles.

16 Let's Play

curly	aunt	blond
freckles	glasses	slim
short	straight	cousin

Lesson 6



Study spot

I **have** brown hair. I **don't have** blond hair. I **have** blue eyes. **Do I have** a big nose? **Yes, I do.**



17 Make sentences.

- 1 have - You - hair. - short
You have short hair.
- 2 eyes? - Does - she - blue - have
- 3 freckles. - He - doesn't - have
- 4 We - green - don't - eyes. - have
- 5 have - they - Do - hair? - curly
- 6 has - hair. - Emily - straight

18 Look, read, and write the names.



- 1 *I'm tall and slim. I have long curly hair and glasses. Who am I?*
Susan
- 2 *I'm tall and slim. I have long straight hair and freckles. Who am I?*

- 3 *I have short curly hair and glasses. Who am I?*

- 4 *I'm short and fat. I have short blond hair and freckles. Who am I?*

19 Over to you: Answer the questions.

- 1 Do you have curly hair?
- 2 Do you have blond hair?
- 3 Do you have glasses?
- 4 Do you have freckles?
- 5 Do you have short hair?
- 6 Do you have blue eyes?



Lesson 7

My favorite uncle

20 Listen, read, and write **yes** or **no**.



This is my uncle.
His name is Ted. Uncle Ted is very tall and slim. He has short brown hair and blue eyes. He has glasses, too! Uncle Ted is my favorite uncle!



- | | | | |
|-------------------------------|------------|---------------------|-------|
| 1 Uncle Ted is tall and slim. | yes | 3 He has blue eyes. | _____ |
| 2 He has long curly hair. | _____ | 4 He has freckles. | _____ |

21 **Thinking**: Riddle time! Read and complete.

- Your mom's mom is your **grandma** .
- Your dad's brother is your _____ .
- Your sister's cousin is your _____ .
- Your dad's dad is your _____ .
- Your brother's mom is your _____ .
- Your mom's sister is your _____ .



Talk with your friends. Then write about a member of your family.



This is my aunt.
Her name is ...





Lesson 8

22

Let's Sing!

Grandma, Grandpa,
 Mom and Dad,
 Cousins, uncles, and aunts!
 We stick together
 For good or bad -
 We're one big happy family!

*One big happy family,
 One big happy crew!
 One big happy family,
 We stick together like glue!*

Grandma, Grandpa,
 Mom and Dad,
 Cousins, uncles, and aunts!
 We're all happy,
 We're all glad -
 We're one big happy family!



23 **Thinking cap**: Make your family coat of arms. Talk with your friend.

This is my father!

His name's Steve.



What's his name?

What does he look like?