



LISTENING AND SPEAKING

Skills



Cliff Parry



Express Publishing

Published by Express Publishing

Liberty House, Greenham Business Park, Newbury,
Berkshire RG19 6HW, United Kingdom
Tel.: (0044) 1635 959 759
email: inquiries@expresspublishing.co.uk
www.expresspublishing.co.uk

© Cliff Parry, 2024

Design and Illustration © Express Publishing, 2024

Colour Illustrations: Angela, Andrew Simons © Express Publishing, 2024

First published 2024

Made in EU

All rights reserved. No part of this publication may be reproduced, stored in a retrieval system, or transmitted in any form, or by any means, electronic, photocopying, or otherwise, without the prior written permission of the publishers.

This book is not meant to be changed in any way.

ISBN 978-1-3992-1432-2 Student's Book
ISBN 978-1-3992-1433-9 Digibooks app
ISBN 978-1-3992-1434-6 Student's Book & Digibooks app



Acknowledgements

Author's Acknowledgements

We would like to thank all the staff at Express Publishing who have contributed their skills to producing this book. Thanks for their support and patience are due in particular to: Megan Lawton (Editor in Chief); Mary Swan and Sean Todd (senior editors); Michael Sadler and Steve Miller (editorial assistants); Richard White (senior production controller); the Express design team; the Express studio (recording producers); and Kevin Harris, Ann Brown and Christine Little. We would also like to thank those institutions and teachers who piloted the manuscript, and whose comments and feedback were invaluable in the production of the book.

Photograph Acknowledgements

Special thanks to iStock and Shutterstock for images used in this course.

Every effort has been made to trace all the copyright holders. If any have been inadvertently overlooked, the publishers will be pleased to make the necessary arrangements at the first opportunity.

Express Publishing is not responsible or liable for any websites that may be accessed from links contained in this publication, which are being provided as a convenience and for informational purposes only; as such, Express Publishing makes no representation or warranty as to their availability, or the suitability or accuracy of their content, or for that of subsequent links. If you choose to link to these websites, you do so at your own risk. You are advised to contact the external site administrators for answers to questions regarding their content.



**LISTENING
AND
SPEAKING**
Skills

2

Cliff Parry



Express Publishing

Contents

Holidays

1.1	The countryside	p.	4
1.2	Winter I	p.	6
1.3	Winter II	p.	8

Food

2.1	In the kitchen	p.	10
2.2	Cooking	p.	12
2.3	Snacks	p.	14

Our town

3.1	Around town	p.	16
3.2	My office	p.	18
3.3	At school	p.	20

Things we wear

4.1	Accessories & Jewellery	p.	22
4.2	Clothes	p.	24
4.3	Clothes & Accessories	p.	26

Let's have fun

5.1	Music	p.	28
5.2	Entertainment	p.	30
5.3	Free time	p.	32

Home & House

6.1	Everyday objects	p.	34
6.2	In the bathroom	p.	36
6.3	In the garden	p.	38

Work

7.1	Help	p.	40
7.2	Jobs I	p.	42
7.3	Jobs II	p.	44

Transport

8.1	At the station	p.	46
8.2	Cars	p.	48
8.3	Adjectives	p.	50

Actions

9.1	Trying to say things	p.	52
9.2	Things I do	p.	54
9.3	Helping at home	p.	56

Our world

10.1	The world around us	p.	58
10.2	Materials	p.	60
10.3	Adjectives	p.	62

The countryside




- learn new words about the countryside
- listen to people talking about a summer camp in the mountains
- talk about a trip to the mountains

1 Match the pictures (A-F) to the words (1-6).

- 1 beetle
2 butterfly

- 3 eagle
4 stream

- 5 backpack
6 pocket knife



2 Listen and repeat.


3 What are they talking about? Choose from the words in Ex. 1.

- 1 The water is so cool and you can drink it. _____
- 2 Can you give it to me? I need to cut something. _____
- 3 Look at the colours on its wings. They are beautiful. _____
- 4 It's very heavy. I can't lift it. _____

4 Choose a word from Ex. 1. Write it in the air to your classmate. Ask them to guess the word.

5 Draw a picture with some of the words in Ex. 1. Tell your classmate about your picture. Look at the example.

In my picture, there is a boy. He is sitting next to a stream. He has got a red backpack. He is looking at a butterfly next to him.



- 6** Compare your picture with your classmate's. What things are the same? What things are different? Look at the example.

In my picture and your picture, there is a boy. In my picture, he has got a backpack. In your picture, he hasn't got a backpack.

- 7** Listen to these friends talking. Answer the questions that follow.

- Where is Jim going?
A to Hope Camp B to Action Mountain C to Hope Tours
- How long is Jim going for?
A A week B Two weeks C A month
- How much money will Jim get each week?
A £400 B £100 C £20

- 8** Jim arrives at the summer camp. Listen to the Camp Leader and complete Jim's notes.

Breakfast from **1)** _____ to **2)** _____ in the hall.
Lunch from 12:30 to 14:00 down by **3)** _____. Dinner from
4) _____ to 18:00 in **5)** _____. Lights out at **6)** _____.



- 9** Talk with a classmate.

- Would you like to live in the mountains?
- What can you do in the mountains?
- When is the best time to visit the mountains – winter or summer?

- 10** Imagine you are going camping in the mountains for a week. What things will you take with you? Write down five things.

- 11** Tell a classmate about your things. Will you take the same things or different things? Agree with your classmate which five things you will take.

Reflection

How are you feeling?

- I'm feeling fine. I'd like to listen and speak a bit more.
- I'm feeling good. I'll spend a bit of time studying this at home and then I'm ready for something new.
- I'm feeling great. I'm ready to learn some new things.

☆	☆☆	☆☆☆
<input type="checkbox"/>	<input type="checkbox"/>	<input type="checkbox"/>
<input type="checkbox"/>	<input type="checkbox"/>	<input type="checkbox"/>
<input type="checkbox"/>	<input type="checkbox"/>	<input type="checkbox"/>



- learn about things we do on winter holidays
- listen to people talking about a winter holiday place
- talk about things we do during the winter

1 Match the pictures (A-F) to the words (1-6).

1

ski

3

fall over

5

stay

2

sledge

4

explore

6

use the ski lift



2 Listen and repeat.

3 What are they talking about? Choose from the words in Ex. 1.


- 1 To get to the top of the mountain, you have to _____.
- 2 The children don't know how to ski. It's safer for them to _____.
- 3 This is my first time on skis. I'm afraid that I will _____.
- 4 We don't know the town very well, so we will need the first few days to _____ it.

4 Choose a word from Ex. 1. Spell it backwards to a classmate. Look at the example. Ask them to guess the word.

sledge – e-g-d-e-l-s

5 Draw a picture of a winter mountain with the words. Tell your classmate about your picture. Look at the example.

In my picture, the children are skiing. They are exploring the mountain.



6 Compare your picture with your classmate's. What things are the same? What things are different?

7 Listen to this radio advertisement and complete the advert with the missing words.



Winter weekend in Wales

Close to Conway railway **1**) _____, stay at Plas Teg close to Hope Mountain ski **2**) _____. Snow from November to **3**) _____. Explore the countryside around the **4**) _____ Dee.

8 Listen to this man talking about staying at Plas Teg and answer the questions that follow.

- 1 The rooms inside Plas Teg were very _____.
A warm **B** cold **C** old
- 2 Cornelia Burton _____.
A likes the house **B** is old **C** forgets the time
- 3 The ski lifts on Hope Mountain are _____.
A expensive **B** cheap if you stay at Plas Teg
C busy early in the day



9 Talk with a classmate.

- What's your favourite season?
- What are some good things and bad things about the winter?
- Would you like to learn how to ski? Do you think it will be difficult?

10 Ask and answer. Find out what your classmate thinks. Look at the example.

Ask him/her:

- what he/she does on a winter holiday
- if he/she likes exploring a place
- if he/she likes skiing
- if he/she would be afraid to use a ski lift
- if he/she likes staying at a hotel

A: Do you like exploring?

B: Yes, I do.

11 Imagine you are planning a winter holiday. Work with a classmate to design an advert. Think about:

• the name of the place

• when to go

• where to stay

• what to do/see

Reflection

How are you feeling?



- 1 I'm feeling fine. I'd like to listen and speak a bit more.
- 2 I'm feeling good. I'll spend a bit of time studying this at home and then I'm ready for something new.
- 3 I'm feeling great. I'm ready to learn some new things.

<input type="checkbox"/>	<input type="checkbox"/>	<input type="checkbox"/>
<input type="checkbox"/>	<input type="checkbox"/>	<input type="checkbox"/>
<input type="checkbox"/>	<input type="checkbox"/>	<input type="checkbox"/>

- learn new words about the winter
- listen to people talking about their winter holiday
- talk about a winter holiday

1 Match the pictures (A-F) to the words (1-6).

- 1 snowman
2 fireplace

- 3 skiing
4 hotel

- 5 snowboarding
6 snowball



2 Listen and repeat.

3 What are they talking about? Choose from the words in Ex. 1.

- 1 He's wearing my dad's old hat and my brother's scarf. He's got a carrot nose.

- 2 Throw some wood into it. It's very cold tonight. _____
- 3 It's not far from here. We are staying there until next Friday. _____
- 4 I think it's more difficult than skiing. What do you think? _____

4 Complete the words by writing the missing letters.

- | | | |
|----------------|-------------|-------------|
| 1 snow____ding | 3 snowb____ | 5 sk____g |
| 2 sn____an | 4 h____l | 6 fi____ace |

5 Complete the story using the words in Ex. 1.

I just love winter. It's my favourite season. It doesn't snow very much where we live but, when it does, my brother and I build a **1)** _____ and have **2)** _____ fights with my father. Last year, we all went on holiday to the mountains during the winter break. We stayed in a **3)** _____. There was a lot of snow. I went **4)** _____ for the first time. It was great fun. My brother knows how to ski, so he tried **5)** _____ this time. When it was cold, we used a **6)** _____ to keep us warm.

6 Read the story again. Close your books. Can you remember the story? Tell your classmate.

7 Sue is talking about her winter holiday. Where did she go? Listen and put a tick (✓) on the correct picture for the last day of the holiday.



8 Listen and complete the text message Sue sends to her cousin Pam.



Hello from snowy Wales. This is our **1)** _____. You can just see our **2)** _____ in the corner on the **3)** _____ floor. We'll be home on **4)** _____ at around **5)** _____ o'clock. Could you put a bottle of **6)** _____ in the fridge and get us some **7)** _____? Oh, and we have got a jar of **8)** _____ for you. It's from the mountains.

See you soon.



9 Talk with a classmate.

- Would you like to live in a place with a lot of snow?
- Do you know how to make a snowman?
- When you get cold in the snow, how can you keep warm?

10 Look at the pictures. They tell a story. Work with a classmate to tell the story. Look at the example.

John and his family are going on a winter holiday.



Reflection

How are you feeling?

- 1 I'm feeling fine. I'd like to listen and speak a bit more.
- 2 I'm feeling good. I'll spend a bit of time studying this at home and then I'm ready for something new.
- 3 I'm feeling great. I'm ready to learn some new things.

☆	☆☆	☆☆☆
<input type="checkbox"/>	<input type="checkbox"/>	<input type="checkbox"/>
<input type="checkbox"/>	<input type="checkbox"/>	<input type="checkbox"/>
<input type="checkbox"/>	<input type="checkbox"/>	<input type="checkbox"/>

LISTENING AND SPEAKING

2

Skills

LISTENING AND SPEAKING SKILLS 1-3 series combines the very best in modern classroom practice with first-hand knowledge of the challenges students face. These stimulating, topic-based books cover the complete range of familiar topics for students at CEFR Levels A1-B1 and provide extensive practice in common listening and speaking activities at these levels in 10 modules of three units each. Language work and vocabulary development is fully integrated in each unit.

Components

- Student's book
- audios (downloadable)
- key (downloadable)



Express Publishing

ISBN 978-1-3992-1434-6



9 781399 214346